

Contact Information
and Performance Indi..

Quick Facts and School
Highlights

RSU 22: All Schools 2018-2019
District ID: 1615 | Superintendent: Richard Lyons



Address and Contact Information

24 Main Road North
Hampden, ME 04444
(207) 862-3255
NCESID: 2314815
<http://www.rsu22.us/>

Total Students in District

May Student Count
2,365

Schools in District

7

Total Teachers in District (FTE)

171.2

Per Pupil Spending

October Student Count
\$11,919
Statewide Average: \$13,851

Performance Indicators

Maine's accountability system provides a broad picture of public education throughout Maine and highlights those schools that need additional support. Maine has selected five measures of school accountability, called indicators. These indicators include: Chronic Absenteeism, Academic Progress, Progress in English Language Proficiency for English Learners, Academic Achievement, and Graduation Rate. RSU 22's progress for each indicator is reported on the following four levels: Emerging, Developing, Meeting, and Excelling.

Emerging **Developing** **Meeting** **Excelling**

	Chronic Absenteeism	Academic Progress	Academic Progress	Academic Achievement		Academic Achievement		Graduation Rate	Graduation Rate
		English Language Arts	Mathematics	English Language Arts	Mathematics	(Five/Six Years)	(Four Years)		
	Schoolwide	3-8	3-8	3-8	HS	3-8	HS	HS	HS
George B Weatherbee School	Developing	Meeting	Developing	Developing		Developing			
Hampden Academy	Developing				Emerging		Emerging	Developing	Developing
Walter H Smith School	Emerging	Meeting	Developing	Excelling		Developing			
Woods Brook Middle School	Developing	Developing	Developing	Developing		Emerging			
Samuel L Wagner Middle School	Emerging	Developing	Emerging	Excelling		Developing			

View information on performance indicators: https://www.maine.gov/doe/Testing_Accountability/ESSA

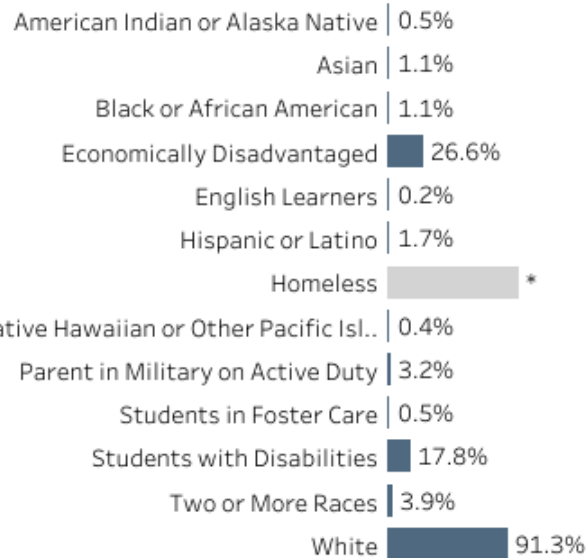
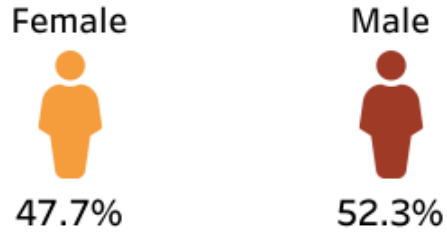
To get a deeper understanding of the data presented here, contact RSU 22, All Schools: rl Lyons@rsu22.us or (207) 862-3255

Contact Information
and Performance Indi..

Quick Facts and School
Highlights




Student Population



Academic Performance

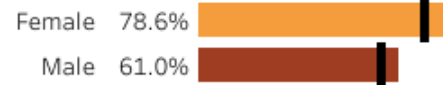
◀ Below or Well Below Expectations | At or Above Expectations ▶



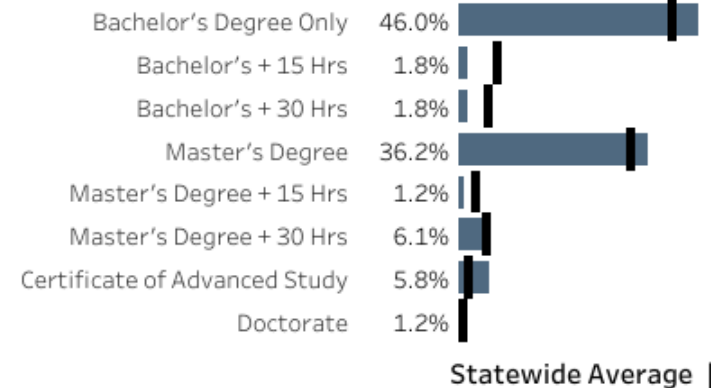
High School Graduation Rates



Postsecondary Enrollment



Teachers: Highest Degree Earned



Schools in District

